

A

All Users

Add comparison

+

Custom

Jan 1 – Mar 28, 2025

▼

Pages and screens: Page path and screen class

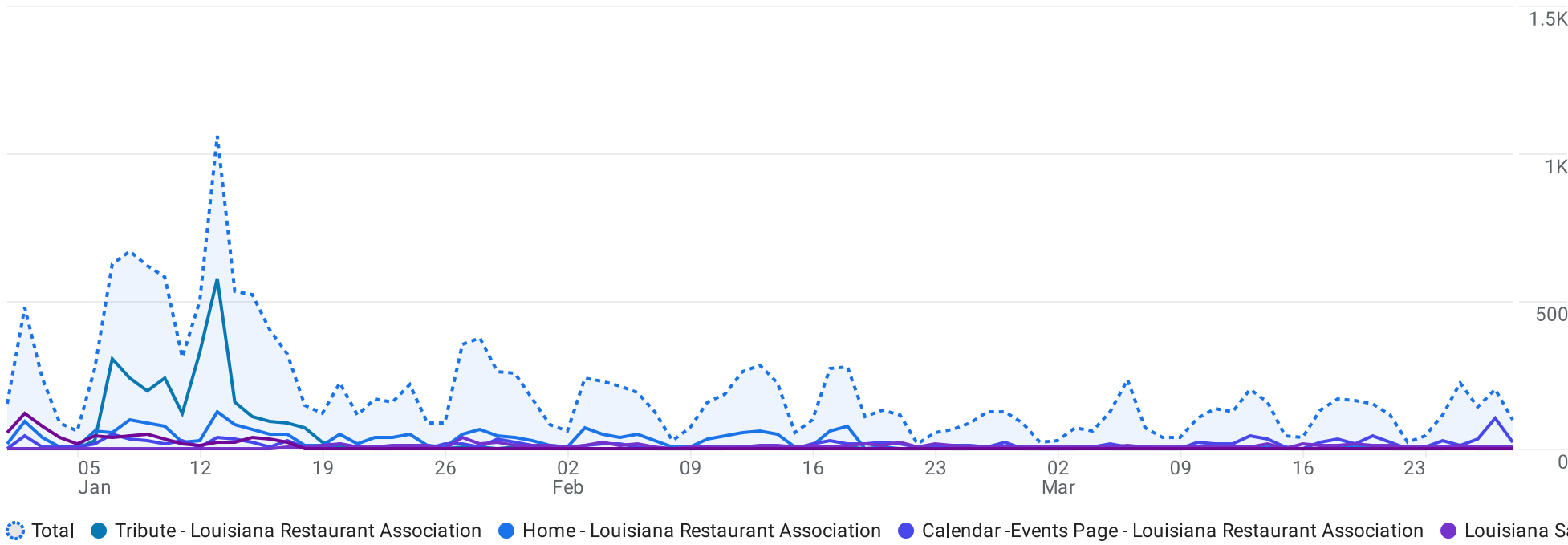
✔

▼

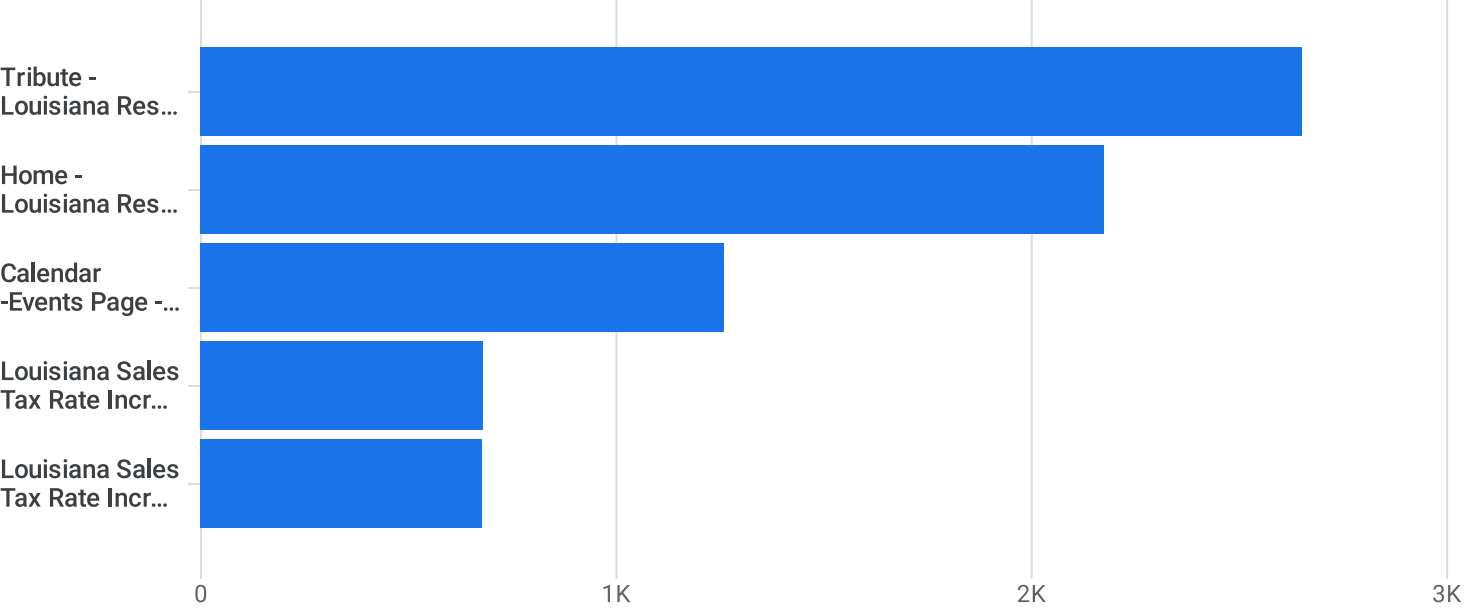
Add filter

+

Views by Page title and screen class over time



Views by Page title and screen class



Plot rows

Search...

Rows per page: 10

Go to: 1

1-10 of 345

		↓ Views	Active users	Views per active user	Bounce rate
<input checked="" type="checkbox"/>	Total	17,182 100% of total	7,030 100% of total	2.44 Avg 0%	12.29% Avg 0%
<input checked="" type="checkbox"/>	1 Tribute - Louisiana Restaurant Association	2,651 (15.43%)	1,641 (23.34%)	1.62	5.79%
<input checked="" type="checkbox"/>	2 Home - Louisiana Restaurant Association	2,176 (12.66%)	1,033 (14.69%)	2.11	7.07%
<input checked="" type="checkbox"/>	3 Calendar -Events Page - Louisiana Restaurant Association	1,260 (7.33%)	751 (10.68%)	1.68	15.02%
<input checked="" type="checkbox"/>	4 Louisiana Sales Tax Rate Increases on January 1, 2025: What You Need to Know	680 (3.96%)	544 (7.74%)	1.25	6.9%
<input checked="" type="checkbox"/>	5 Louisiana Sales Tax Rate Increases on January 1, 2025: What You Need to Know %	678 (3.95%)	504 (7.17%)	1.35	9.15%
<input type="checkbox"/>	6 Meet the Team - Louisiana Restaurant Association	578 (3.36%)	311 (4.42%)	1.86	14.2%
<input type="checkbox"/>	7 Exhibitors - Louisiana Restaurant Association	480 (2.79%)	261 (3.71%)	1.84	13.67%
<input type="checkbox"/>	8 ServSafe Manager	476 (2.77%)	311 (4.42%)	1.53	9.46%
<input type="checkbox"/>	9 Louisiana's New Seafood Labeling Law: What Restaurants Need to Know -	413 (2.4%)	261 (3.71%)	1.58	12%
<input type="checkbox"/>	10 Showcase -	386 (2.25%)	206 (2.93%)	1.87	11.85%

All Users

Add comparison

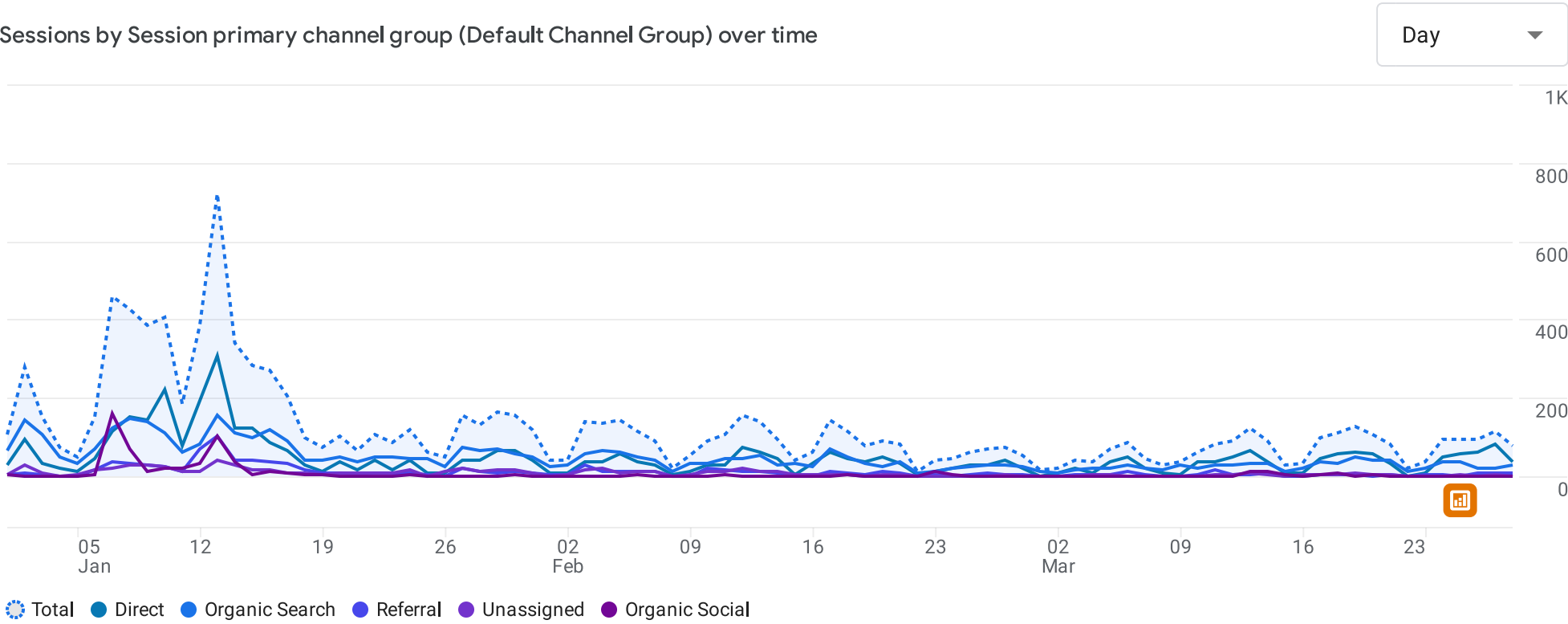
Custom

Jan 1 – Mar 28, 2025

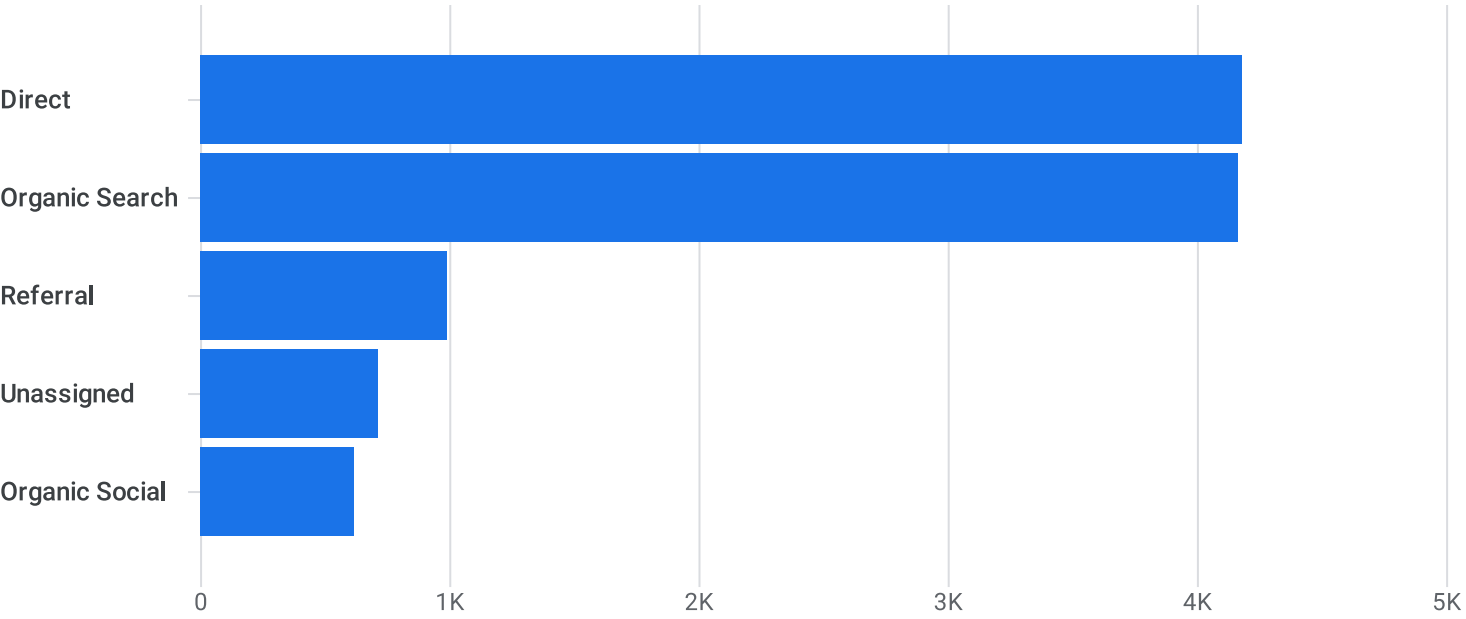
Traffic acquisition: Session primary channel group (Default Channel Group)

Add filter

Sessions by Session primary channel group (Default Channel Group) over time



Sessions by Session primary channel group (Default Channel Group)



Plot rows

Search...

Rows per page: 101-8 of 8

	Session primary...Channel Group)	Sessions	Engaged sessions	Engagement rate	Event count
					All events
<input checked="" type="checkbox"/>	Total	10,630 100% of total	9,324 100% of total	87.71% Avg 0%	76,018 100% of total
<input checked="" type="checkbox"/>	1 Direct	4,178 (39.3%)	3,913 (41.97%)	93.66%	31,063 (40.86%)
<input checked="" type="checkbox"/>	2 Organic Search	4,164 (39.17%)	3,885 (41.67%)	93.3%	31,254 (41.11%)
<input checked="" type="checkbox"/>	3 Referral	988 (9.29%)	919 (9.86%)	93.02%	6,922 (9.11%)
<input checked="" type="checkbox"/>	4 Unassigned	713 (6.71%)	19 (0.2%)	2.66%	2,959 (3.89%)
<input checked="" type="checkbox"/>	5 Organic Social	615 (5.79%)	610 (6.54%)	99.19%	3,515 (4.62%)
<input type="checkbox"/>	6 Email	46 (0.43%)	45 (0.48%)	97.83%	262 (0.34%)
<input type="checkbox"/>	7 Paid Search	8 (0.08%)	8 (0.09%)	100%	38 (0.05%)
<input type="checkbox"/>	8 Display	1 (<0.01%)	1 (0.01%)	100%	5 (<0.01%)